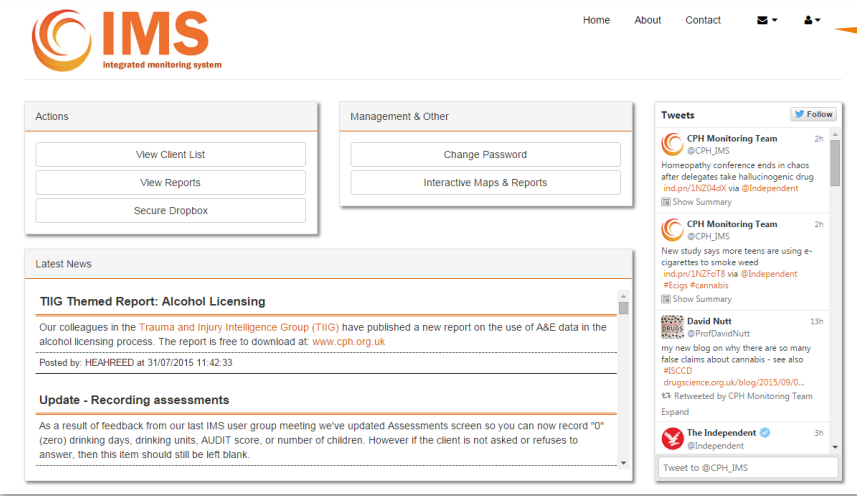


IMSONline : September 2015 refresh

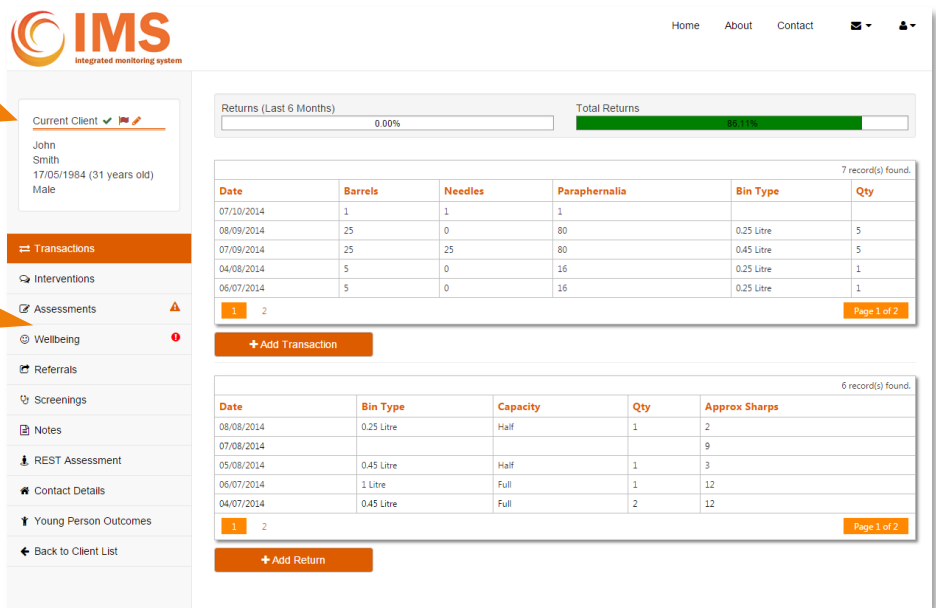
This quick guide highlights some of the new features and updates to the appearance of IMSONline, there are no changes to the data you need to enter, just the appearance and layout on your screen.



Click this icon to see your user name, change password or log out

If you have any problems or if you have an older browser which does not support the new IMSONline a link is available to revert back to the 'old' version

The pages are responsive to your screen size; the layout may change or stretch if you have a larger or smaller screen



Together with the *client details* some of these icons may appear:

- ✓ 'consented'
- ✗ 'non-consenting'
- 🚩 alert flag
- ✎ edit client details

These icons may appear next to *Assessments* or *Wellbeing*:

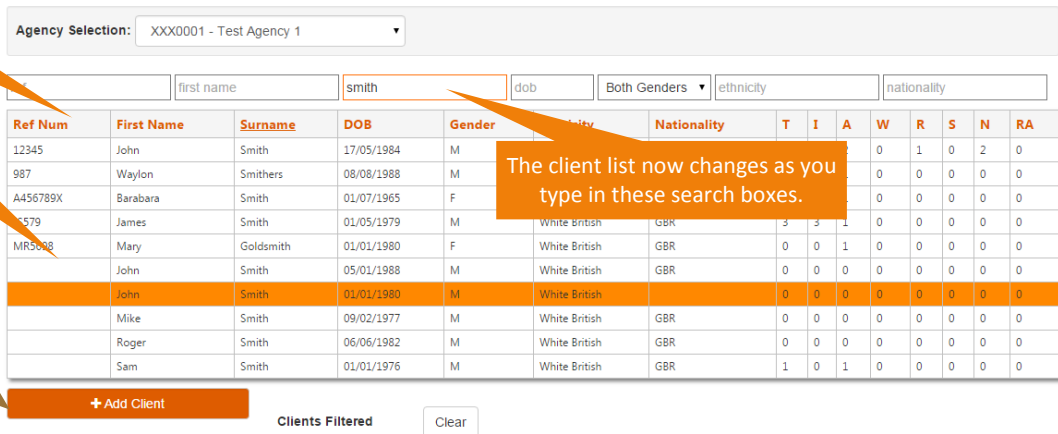
- ⚠ not completed in last 6 months
- ❗ has never been completed

The IMS 'module' tabs now appear on the left hand side of your screen
In this example *Syringe Exchange 'Transactions'* has been selected

Click on any heading to sort the records

Client record is highlighted if the 'Alert flag' is ticked

After adding a new client their details open automatically, you no longer have to search for them



The client list now changes as you type in these search boxes.