

DIP Merseyside Drug Testing Report

(April 2013 – March 2014)



The Report

- This report focuses on the seven Merseyside custody suites which carried out drug tests between April 2013 and March 2014, the demographic details captured during the drug testing process and the times at which drug tests were carried out.
- This report aims to complement the findings from previous reports on this topic in order to provide Merseyside police and local Drug (Alcohol) Action Teams (D(A)AT) with up to date information regarding the clients who are arrested and drug tested, the times of these presentations and outcomes of drug tests carried out in these custody suites.
- The data used for this analysis were taken from drug testing data which had been provided to LJMU by Merseyside police. Analysis was initially carried out on data for all drug tests attempted from 1st April 2013 to 31st March 2014 inclusive.

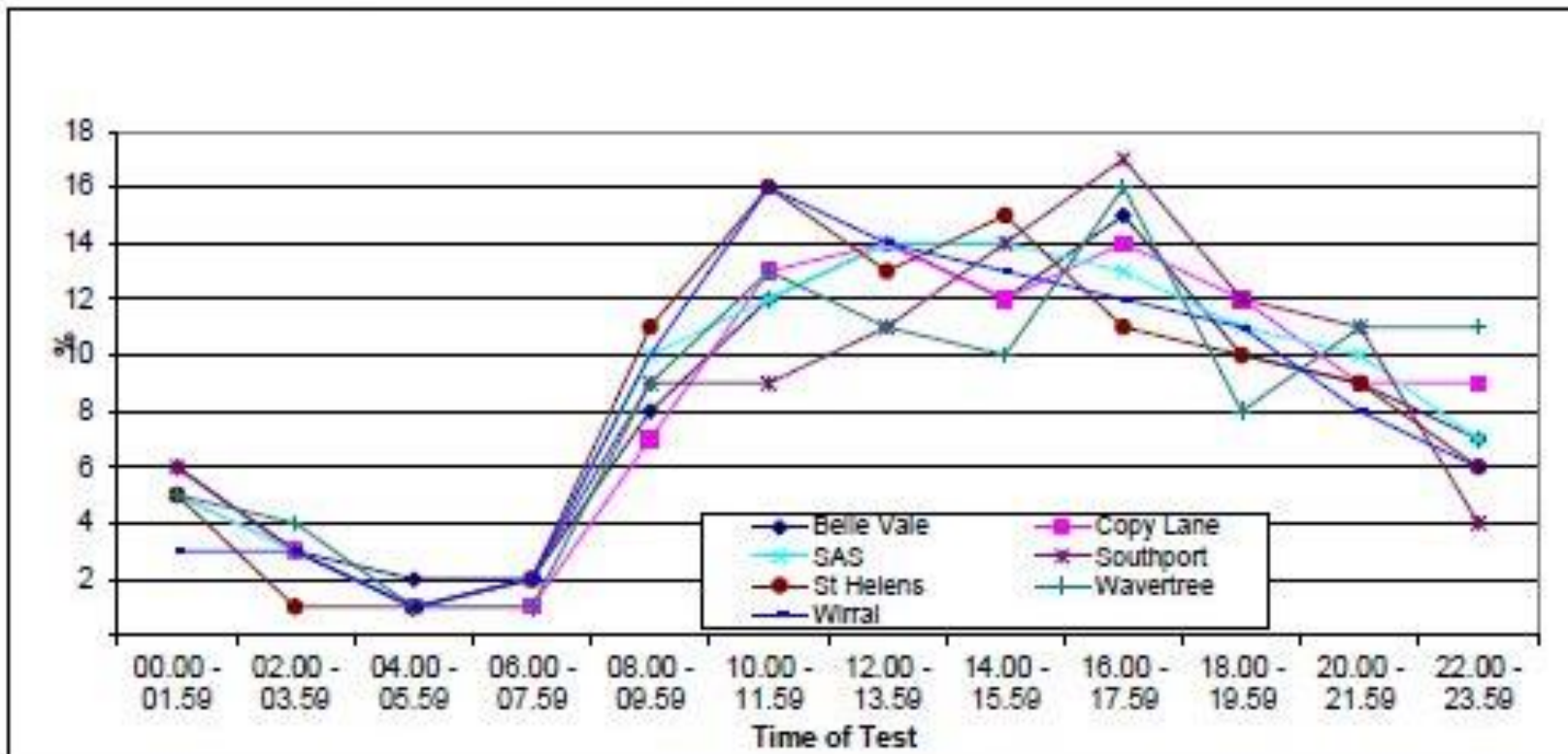
Key findings

- In general, the overall client demographic of those arrested and drug tested across Merseyside was male, aged between 18-24 years of age, of white European ethnicity, arrested for a trigger offence, as likely to test positive as negative and, of those who test positive, slightly more likely to test positive for cocaine only than opiate metabolites.
- Overall, five of the seven Merseyside custody suites were staffed by a drugs worker during times when most drug tests occurred; this ranged between 57% and 85% coverage. This coverage also included the peak time when positive tests for opiates and positive tests for both (cocaine & opiates) occurred.
- The findings from this report were similar to those from previous reports and recommended that custody suites with a robust out of hours communication process in existence across all stages of the RA process could look to reduce their staffed hours in the custody suite, especially between 8 – 10pm.
- However some custody suites could look to increase their coverage as there is no drugs worker staffing the suite for nearly half of all presentations

Table 1: Drug testing demographic across Merseyside


	Liverpool	Sefton	St Helens	Wirral	Merseyside
No of Attempted Tests	5355	2162	1923	2395	11835
No of Successful Tests (%)	5223 (97.5%)	2137 (98.8%)	1899 (98.8%)	2373 (99.1%)	11632 (98.3%)
Age (%)					
18 – 24	30.9%	31.7%	32.4%	31.8%	31.5%
25 – 29	18.3%	17.1%	19.0%	16.1%	17.7%
30 – 34	12.8%	14.2%	16.0%	12.6%	13.5%
35 – 39	12.7%	10.9%	11.0%	12.3%	12.0%
40 – 44	12.0%	11.3%	11.4%	12.5%	11.9%
45 – 49	7.0%	8.7%	4.3%	8.3%	7.1%
50+	6.4%	6.0%	6.0%	6.4%	6.2%
Gender (%)					
Male	83.5%	82.7%	83.2%	82.1%	83.0%
Female	16.5%	17.3%	16.8%	17.9%	17.0%
Ethnicity (%)					
White European	92.6%	97.8%	98.5%	98.1%	95.6%
Dark European	1.8%	0.5%	0.3%	0.2%	1.0%
Afro-Caribbean	2.9%	0.5%	0.6%	0.8%	1.6%
Other	2.2%	0.5%	0.2%	0.5%	1.2%
Unknown	0.5%	0.7%	0.4%	0.4%	0.5%
D(A)AT of Residency (%)					
Knowsley	4.9%	11.8%	12.2%	0.4%	6.4%
Liverpool	72.0%	17.9%	7.2%	5.3%	37.9%
Sefton	4.2%	53.0%	0.6%	0.6%	11.8%
St Helens	0.9%	0.6%	52.5%	0	9.1%
Wirral	2.2%	0.6%	0.1%	73.5%	16.1%
Other	5.3%	5.1%	5.6%	2.4%	4.7%
Blank field	10.7%	11.1%	21.8%	17.7%	14.0%
Test Results (%)					
Negative	55.1%	56.2%	57.5%	61.9%	57.1%
Positive	44.9%	43.8%	42.5%	38.1%	42.9%
Cocaine	56.4%	55.7%	52.3%	48.2%	54.1%
Opiates	13.3%	11.4%	18.1%	20.1%	14.9%
Both (Cocaine and Opiates)	30.3%	32.8%	29.6%	31.7%	30.9%
Offences (%)					
Trigger	88.7%	91.4%	86.1%	86.8%	88.4%
Non-Trigger	11.3%	8.6%	13.9%	13.2%	11.6%

Figure 57: Merseyside Time of Drug Testing by Custody Suite (Apr 13 – Mar 14)







Centre for Public Health,
Faculty of Education, Health and Community,
Liverpool John Moores University,
Henry Cotton Campus,
15-21 Webster Street,
Liverpool, L3 2ET

 cph.org.uk

 0151 231 4290

 p.collins@ljmu.ac.uk

 twitter.com/CPH_IMS

ISBN: 978-1-908929-92-1 (web)

CPH | CENTRE FOR
PUBLIC HEALTH
LIVERPOOL JOHN MOORES UNIVERSITY

